



MADE BY HAND

DATASHEET

RO

2025

MADE BY HAND

RO



RO Ø23 Table

MADE BY HAND

RO



RO Ø23 Wall Closed

RO SERIES

PENDANT



Ø15
Pendant
Ø15 cm
H30 cm



Ø23 Low
Pendant
Ø23 cm
H30 cm



Ø23 High
Pendant
Ø23 cm
H40 cm



Ø30
Pendant
Ø30 cm
H50 cm

WALL



Ø23 Straight
Wall
Ø23 cm
H17 cm



Ø23 Open
Wall
Ø23 cm
H17 cm



Ø23 Closed
Wall
Ø23 cm
H17 cm

TABLE/FLOOR



Ø15
Table
Ø15 cm
H40 cm



Ø23
Table
Ø23 cm
H40 cm



Ø30
Floor
Ø30 cm
H80 cm

RO Ø15 PENDANT

RO lamp draws inspiration from the old craft maker traditions in the 1920s and 1930s where a simple lamp shade was made of reed and yarn usually tied around a wooden stand. The RO lamp shade is made of jute yarn tied around a simple base in line with the old traditions in Denmark.

The lamp name RO in Danish refers to the calmness and simple human feeling of well being.



Kim Richardt
Designer, Ro



Description

Jute yarn and powdercoated steel.
Supplied with 3m black cloth cord
and a canopy.

Design

Kim Richardt, 2019

Specifications

E27 Socket max 60W
CE-Certified, IP20

Weight (incl. packaging)

2 kg

Country of Origin

Denmark

Warranty

2 years

Bulb not included.

Cleaning and care


Gently dust the lampshade with a soft-bristled brush or feather duster to remove surface dust and debris. Avoid applying excessive pressure, as it may disturb the delicate yarn fibers. For deeper cleaning, lightly vacuum the lampshade using a brush attachment or handheld vacuum on a low setting. Be sure to move in the direction of the yarn's weave to prevent tangling or pulling.

Stain Removal

Spot clean stains on the lampshade immediately using a damp cloth or sponge moistened with mild detergent and water. Blot the affected area gently to lift the stain without rubbing or scrubbing, which can damage the yarn fibers. Allow the lampshade to air dry completely before using the lamp.



Amature measurements
Ø15 x H30 cm



Packaging measurements
L28 x W28 x H47 cm

RO Ø23 PENDANT LOW

RO lamp draws inspiration from the old craft maker traditions in the 1920s and 1930s where a simple lamp shade was made of reed and yarn usually tied around a wooden stand. The RO lamp shade is made of jute yarn tied around a simple base in line with the old traditions in Denmark.

The lamp name RO in Danish refers to the calmness and simple human feeling of well being.



Kim Richardt
Designer, Ro



Description

Jute yarn and powdercoated steel.
Supplied with 3m black cloth cord
and a canopy.

Design

Kim Richardt, 2019

Specifications

E27 Socket max 60W
CE-Certified, IP20

Weight (incl. packaging)

3 kg

Country of Origin

Denmark

Warranty

2 years


Bulb not included.

Cleaning and care


Gently dust the lampshade with a soft-bristled brush or feather duster to remove surface dust and debris. Avoid applying excessive pressure, as it may disturb the delicate yarn fibers. For deeper cleaning, lightly vacuum the lampshade using a brush attachment or handheld vacuum on a low setting. Be sure to move in the direction of the yarn's weave to prevent tangling or pulling.

Stain Removal

Spot clean stains on the lampshade immediately using a damp cloth or sponge moistened with mild detergent and water. Blot the affected area gently to lift the stain without rubbing or scrubbing, which can damage the yarn fibers. Allow the lampshade to air dry completely before using the lamp.



Amature measurements
Ø23 x H30 cm



Packaging measurements
L28 x W28 x H47 cm

RO Ø23 PENDANT HIGH

RO lamp draws inspiration from the old craft maker traditions in the 1920s and 1930s where a simple lamp shade was made of reed and yarn usually tied around a wooden stand. The RO lamp shade is made of jute yarn tied around a simple base in line with the old traditions in Denmark.

The lamp name RO in Danish refers to the calmness and simple human feeling of well being.



Kim Richardt
Designer, Ro



Description

Jute yarn and powdercoated steel.
Supplied with 2,5m cord, finger-switch and plug.

Top mirror bulb recommended.

Design

Kim Richardt, 2019

Specifications

E27 Socket max 60W
CE-Certified, IP20

Weight (incl. packaging)

3,5 kg

Country of Origin

Denmark

Warranty

2 years

Bulb not included.

Cleaning and care


Gently dust the lampshade with a soft-bristled brush or feather duster to remove surface dust and debris. Avoid applying excessive pressure, as it may disturb the delicate yarn fibers.

For deeper cleaning, lightly vacuum the lampshade using a brush attachment or handheld vacuum on a low setting. Be sure to move in the direction of the yarn's weave to prevent tangling or pulling.


Stain Removal

Spot clean stains on the lampshade immediately using a damp cloth or sponge moistened with mild detergent and water. Blot the affected area gently to lift the stain without rubbing or scrubbing, which can damage the yarn fibers.

Allow the lampshade to air dry completely before using the lamp.



Amature measurements
Ø23 x H40 cm



Packaging measurements
L28 x W28 x H47 cm

RO Ø30 PENDANT

RO lamp draws inspiration from the old craft maker traditions in the 1920s and 1930s where a simple lamp shade was made of reed and yarn usually tied around a wooden stand. The RO lamp shade is made of jute yarn tied around a simple base in line with the old traditions in Denmark.

The lamp name RO in Danish refers to the calmness and simple human feeling of well being.



Kim Richardt
Designer, Ro



Description

Jute yarn and powdercoated steel.
Supplied with 3m black cloth cord
and a canopy.

Design

Kim Richardt, 2019

Specifications

E27 Socket max 60W
CE-Certified, IP20
Max 60W

Weight (incl. packaging)

4 kg

Country of Origin

Denmark

Warranty

2 years


Bulb not included.

Cleaning and care


Gently dust the lampshade with a soft-bristled brush or feather duster to remove surface dust and debris. Avoid applying excessive pressure, as it may disturb the delicate yarn fibers.
For deeper cleaning, lightly vacuum the lampshade using a brush attachment or handheld vacuum on a low setting. Be sure to move in the direction of the yarn's weave to prevent tangling or pulling.

Stain Removal

Spot clean stains on the lampshade immediately using a damp cloth or sponge moistened with mild detergent and water. Blot the affected area gently to lift the stain without rubbing or scrubbing, which can damage the yarn fibers.
Allow the lampshade to air dry completely before using the lamp.



Amature measurements
Ø30 x H50 cm



Packaging measurements
L32 x W32 x H55 cm

RO Ø23 WALL STRAIGHT

RO lamp draws inspiration from the old craft maker traditions in the 1920s and 1930s where a simple lamp shade was made of reed and yarn usually tied around a wooden stand. The RO lamp shade is made of jute yarn tied around a simple base in line with the old traditions in Denmark.

The lamp name RO in Danish refers to the calmness and simple human feeling of well being.



Kim Richardt
Designer, Ro



Description

Jute yarn and powdercoated steel. Supplied with 2,5m cord, finger-switch and plug.

Top mirror bulb recommended.

Design

Kim Richardt, 2019

Specifications

E27 Socket max 60W
CE-Certified, IP20

Weight (incl. packaging)

3,5 kg

Country of Origin

Denmark

Warranty

2 years

Bulb not included.

Cleaning and care

Gently dust the lampshade with a soft-bristled brush or feather duster to remove surface dust and debris. Avoid applying excessive pressure, as it may disturb the delicate yarn fibers.

For deeper cleaning, lightly vacuum the lampshade using a brush attachment or handheld vacuum on a low setting. Be sure to move in the direction of the yarn's weave to prevent tangling or pulling.

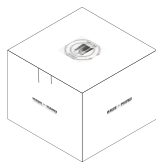
Stain Removal

Spot clean stains on the lampshade immediately using a damp cloth or sponge moistened with mild detergent and water. Blot the affected area gently to lift the stain without rubbing or scrubbing, which can damage the yarn fibers.

Allow the lampshade to air dry completely before using the lamp.



Amature measurements
Ø23 x H17 cm



Packaging measurements
L30 x W30 x H24 cm

RO Ø23 WALL OPEN

RO lamp draws inspiration from the old craft maker traditions in the 1920s and 1930s where a simple lamp shade was made of reed and yarn usually tied around a wooden stand. The RO lamp shade is made of jute yarn tied around a simple base in line with the old traditions in Denmark.

The lamp name RO in Danish refers to the calmness and simple human feeling of well being.



Kim Richardt
Designer, Ro



Description

Jute yarn and powdercoated steel. Supplied with 2,5m cord, finger-switch and plug.

Top mirror bulb recommended

Design

Kim Richardt, 2019

Specifications

E27 Socket max 60W
CE-Certified, IP20

Weight (incl. packaging)

2 kg

Country of Origin

Denmark

Warranty

2 years

Bulb not included.


Cleaning and care

Gently dust the lampshade with a soft-bristled brush or feather duster to remove surface dust and debris. Avoid applying excessive pressure, as it may disturb the delicate yarn fibers.

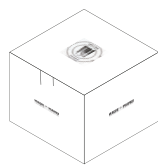
For deeper cleaning, lightly vacuum the lampshade using a brush attachment or handheld vacuum on a low setting. Be sure to move in the direction of the yarn's weave to prevent tangling or pulling.

Stain Removal

Spot clean stains on the lampshade immediately using a damp cloth or sponge moistened with mild detergent and water. Blot the affected area gently to lift the stain without rubbing or scrubbing, which can damage the yarn fibers. Allow the lampshade to air dry completely before using the lamp.



Amature measurements
Ø23 x H17 cm



Packaging measurements
L30 x W30 x H24 cm

RO Ø23 WALL CLOSED

RO lamp draws inspiration from the old craft maker traditions in the 1920s and 1930s where a simple lamp shade was made of reed and yarn usually tied around a wooden stand. The RO lamp shade is made of jute yarn tied around a simple base in line with the old traditions in Denmark.

The lamp name RO in Danish refers to the calmness and simple human feeling of well being.



Kim Richardt
Designer, Ro



Description

Jute yarn and powdercoated steel. Supplied with 2,5m cord, finger-switch and plug.

Top mirror bulb recommended.

Design

Kim Richardt, 2019

Specifications

E27 Socket max 60W
CE-Certified, IP20

Weight (incl. packaging)

2 kg

Country of Origin

Denmark

Warranty

2 years

Bulb not included.

Cleaning and care

Gently dust the lampshade with a soft-bristled brush or feather duster to remove surface dust and debris. Avoid applying excessive pressure, as it may disturb the delicate yarn fibers.

For deeper cleaning, lightly vacuum the lampshade using a brush attachment or handheld vacuum on a low setting. Be sure to move in the direction of the yarn's weave to prevent tangling or pulling.

Stain Removal

Spot clean stains on the lampshade immediately using a damp cloth or sponge moistened with mild detergent and water. Blot the affected area gently to lift the stain without rubbing or scrubbing, which can damage the yarn fibers. Allow the lampshade to air dry completely before using the lamp.



Amature measurements
Ø23 x H17 cm



Packaging measurements
L30 x W30 x H24 cm

RO Ø15 TABLE

RO lamp draws inspiration from the old craft maker traditions in the 1920s and 1930s where a simple lamp shade was made of reed and yarn usually tied around a wooden stand. The RO lamp shade is made of jute yarn tied around a simple base in line with the old traditions in Denmark.

The lamp name RO in Danish refers to the calmness and simple human feeling of well being.



Kim Richardt
Designer, Ro



Description

Jute yarn and powdercoated steel.
Supplied with 2,5m cord, finger-switch and plug.

Design

Kim Richardt, 2019

Specifications

E27 Socket max 60W
CE-Certified, IP20

Weight (incl. packaging)

2 kg

Country of Origin

Denmark

Warranty

2 years

Bulb not included.

Cleaning and care


Gently dust the lampshade with a soft-bristled brush or feather duster to remove surface dust and debris. Avoid applying excessive pressure, as it may disturb the delicate yarn fibers. For deeper cleaning, lightly vacuum the lampshade using a brush attachment or handheld vacuum on a low setting. Be sure to move in the direction of the yarn's weave to prevent tangling or pulling.

Stain Removal

Spot clean stains on the lampshade immediately using a damp cloth or sponge moistened with mild detergent and water. Blot the affected area gently to lift the stain without rubbing or scrubbing, which can damage the yarn fibers. Allow the lampshade to air dry completely before using the lamp.



Amature measurements
Ø15 x H40 cm



Packaging measurements
L28 x W28 x H47 cm

RO Ø23 TABLE

RO lamp draws inspiration from the old craft maker traditions in the 1920s and 1930s where a simple lamp shade was made of reed and yarn usually tied around a wooden stand. The RO lamp shade is made of jute yarn tied around a simple base in line with the old traditions in Denmark.

The lamp name RO in Danish refers to the calmness and simple human feeling of well being.



Kim Richardt
Designer, Ro



Description

Jute yarn and powdercoated steel.
Supplied with 2,5m cord, finger-switch and plug.

Design

Kim Richardt, 2019

Specifications

E27 Socket max 60W
CE-Certified, IP20
Max 60W

Weight (incl. packaging)

3 kg

Country of Origin

Denmark

Warranty

2 years


Bulb not included.

Cleaning and care


Gently dust the lampshade with a soft-bristled brush or feather duster to remove surface dust and debris. Avoid applying excessive pressure, as it may disturb the delicate yarn fibers.
For deeper cleaning, lightly vacuum the lampshade using a brush attachment or handheld vacuum on a low setting. Be sure to move in the direction of the yarn's weave to prevent tangling or pulling.

Stain Removal

Spot clean stains on the lampshade immediately using a damp cloth or sponge moistened with mild detergent and water. Blot the affected area gently to lift the stain without rubbing or scrubbing, which can damage the yarn fibers.
Allow the lampshade to air dry completely before using the lamp.



Amature measurements
Ø23 x H40 cm



Packaging measurements
L28 x W28 x H47 cm

RO Ø30 FLOOR

RO lamp draws inspiration from the old craft maker traditions in the 1920s and 1930s where a simple lamp shade was made of reed and yarn usually tied around a wooden stand. The RO lamp shade is made of jute yarn tied around a simple base in line with the old traditions in Denmark.

The lamp name RO in Danish refers to the calmness and simple human feeling of well being.



Kim Richardt
Designer, Ro



Description

Jute yarn and powdercoated steel.
Supplied with 2,5m cord, floor-switch and plug.

Design

Kim Richardt, 2019

Specifications

E27 Socket max 60W
CE-Certified, IP20

Weight (incl. packaging)

4 kg

Country of Origin

Denmark

Warranty

2 years


Bulb not included.

Cleaning and care

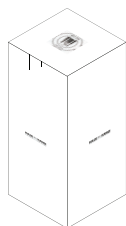
Gently dust the lampshade with a soft-bristled brush or feather duster to remove surface dust and debris. Avoid applying excessive pressure, as it may disturb the delicate yarn fibers. For deeper cleaning, lightly vacuum the lampshade using a brush attachment or handheld vacuum on a low setting. Be sure to move in the direction of the yarn's weave to prevent tangling or pulling.

Stain Removal

Spot clean stains on the lampshade immediately using a damp cloth or sponge moistened with mild detergent and water. Blot the affected area gently to lift the stain without rubbing or scrubbing, which can damage the yarn fibers. Allow the lampshade to air dry completely before using the lamp.




Amature measurements
Ø30 x H80 cm



Packaging measurements
L31 x W31 x H83 cm

MADE BY HAND



VISIT US IN OUR SHOWROOM

Made by Hand ApS
Nelson Mandelas Allé 16
2450 Copenhagen SV
Denmark

+45 70208464
info@madebyhand.dk
www.madebyhand.dk